



REZIDE
GROUP



JEWSBURY WAY, BRAUNSTONE,
ASKING PRICE £390,000



Welcome to Jewsbury Way, where luxury meets functionality in this exquisite four-bedroom detached family home. With three spacious reception rooms, four well-appointed bedrooms, fitted wardrobes, a convenient utility room, and a downstairs WC, this residence is designed to cater to every family's needs. Situated in the charming suburb of Thorpe Astley, just outside Leicester City, the property offers excellent access to local amenities and the M1 motorway, making daily life both convenient and well-connected.



As you step through the front door, you are greeted by a spacious entrance hall featuring high-quality wood effect flooring and a contemporary grey radiator. The house unfolds into a dining room, lounge, kitchen, playroom, and downstairs WC. Noteworthy is the creatively converted garage, now a modern dining room, adorned with high-quality wood flooring, stone slip wall coverings, and discreet storage space—a versatile area ideal for a home business.

Adjacent to the dining room is the playroom, boasting neutral decor and plush carpets—a flexible space suitable for an office or even a fifth bedroom. Continuing through the home, you'll discover the lounge, a bright and spacious area with a warming gas fire and access to the garden through sliding









doors.

The kitchen is both stylish and practical, featuring modern sleek cupboards, wood-effect worktops, and a convenient breakfast bar. A utility room, offering additional storage and housing the Ideal boiler controlled by a HIVE heating system, complements the kitchen.

Heading upstairs, four generously sized bedrooms await. The master bedroom







impresses with tasteful wall coverings, fitted wardrobes, a large window, and its own ensuite. Bedroom two offers bespoke wall-to-wall wardrobes and a delightful view of the rear garden. Bedroom three boasts another ensuite and ample fitted wardrobes. The fourth bedroom, though the smallest, is versatile and could serve as a child's room, office, or dressing room. A family bathroom with a 3-piece suite and an airing cupboard complete the upper level.

Outside, the property's expansive front and rear spaces offer ample room for relaxation and play. The unusually large rear garden wraps around the side of the property, featuring a decking area, a spacious lawn, established trees for added privacy, and a side gate leading to the front. Parking for at least two cars is available at the front.





With an array of amenities in close proximity and Leicester city centre just a 13-minute drive away, Jewsbury Way provides an excellent environment for family living. Transport links are convenient, with a bus stop across the road and M1/M69 junctions only minutes away. Welcome to a home where comfort, style, and practicality come together seamlessly.

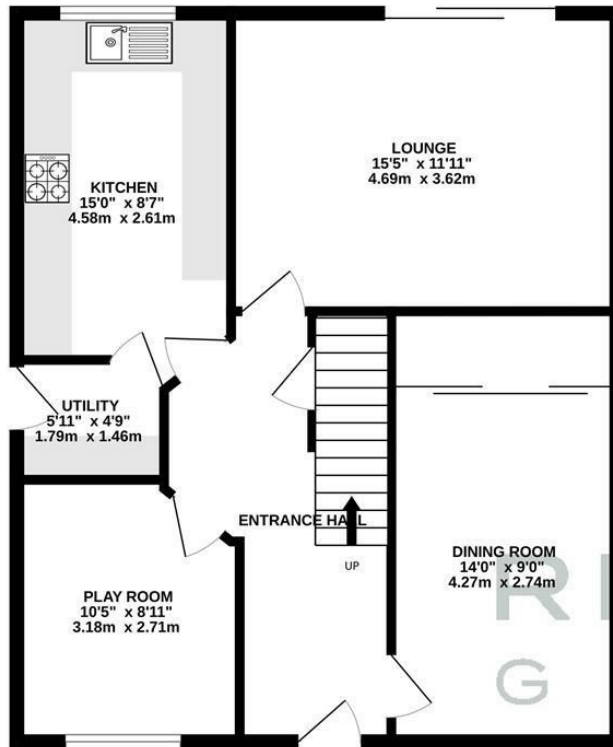








GROUND FLOOR
695 sq.ft. (64.6 sq.m.) approx.



1ST FLOOR
630 sq.ft. (58.5 sq.m.) approx.



TOTAL FLOOR AREA : 1325 sq.ft. (123.1 sq.m.) approx.

Whilst every attempt has been made to ensure the accuracy of the floorplan contained here, measurements of doors, windows, rooms and any other items are approximate and no responsibility is taken for any error, omission or mis-statement. This plan is for illustrative purposes only and should be used as such by any prospective purchaser. The services, systems and appliances shown have not been tested and no guarantee as to their operability or efficiency can be given.

Made with Metropix ©2023

